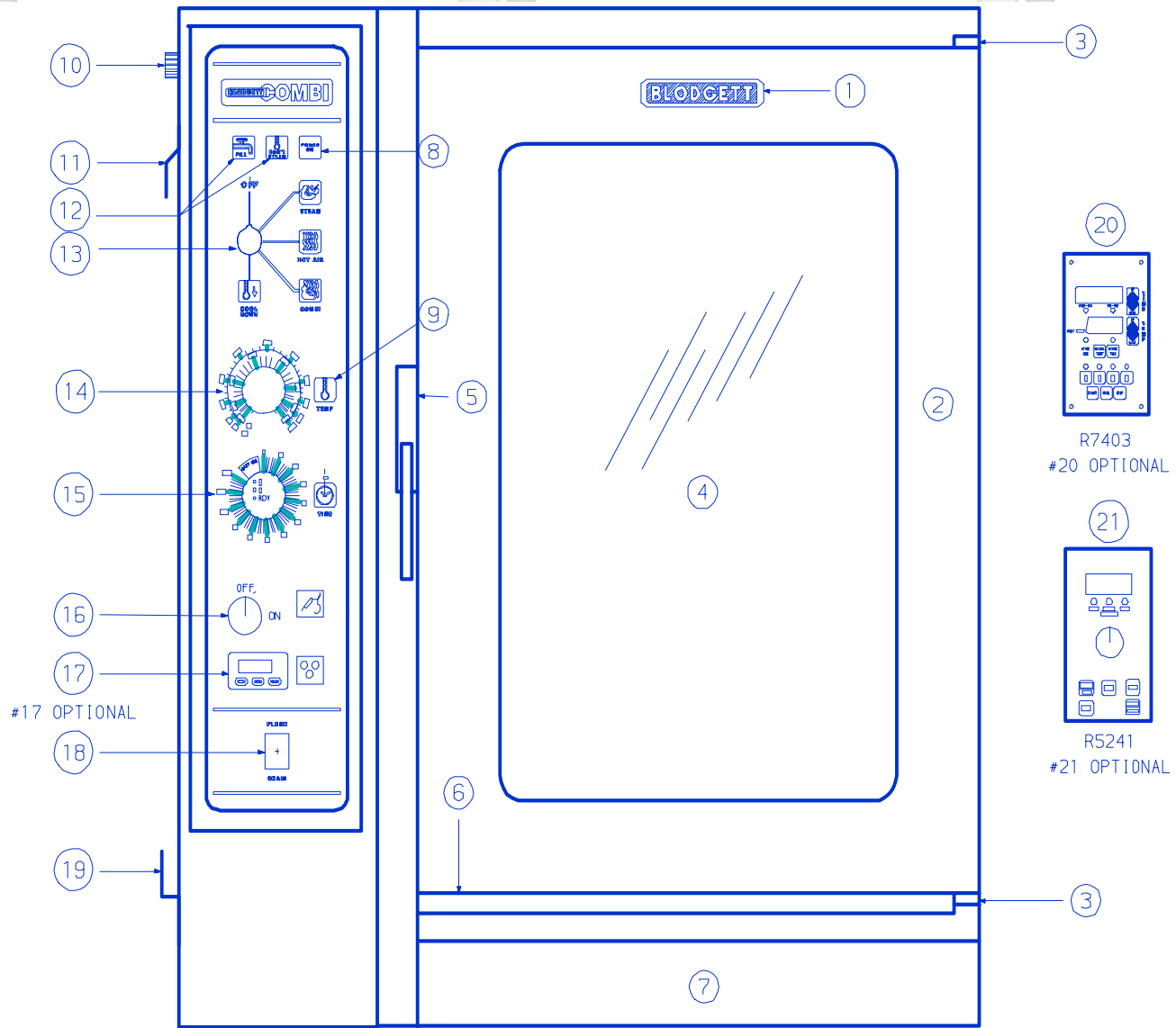


**COS101
COS101S**
Ovens with s/n
HD, HE, HG, HJ

Combi Steamer and Oven Combination



Control Panel, Door and Exterior Components

ITEM NO.	PART NO.	DESCRIPTION
1	90086	Nameplate, Blodgett
2	R2916	Door Complete, 101
	R2921	Door Complete, 101S
	R3014	Gasket, Door Perimeter 101
	R3015	Gasket, Door Perimeter 101S
	R3047	Retainer Strip, Gasket (Horizontal) 101 (2 qty.)
	R3050	Retainer Strip, Gasket (Horizontal) 101S (2 qty.)
	R3049	Retainer Strip, Gasket (Vertical) 101 (2 qty.)

ITEM NO.	PART NO.	DESCRIPTION
	R3051	Retainer Strip, Gasket (Vertical) 101S (2 qty.)
	R3088	Screw, Flat Head (Retainer Strips)
	R2818	Switch Assembly, Door
	R2844	Activator, Door Switch
	4068	Grommet, Door Switch
3	R3658	Door Hinge Assembly (Pin, Spring, Screw, Washer) (2 qty.)
	R2821	Hinge Bracket, Bottom
	R2822	Hinge Bracket, Top
	R3397	Hinge Pins/Bolts (2 qty.)

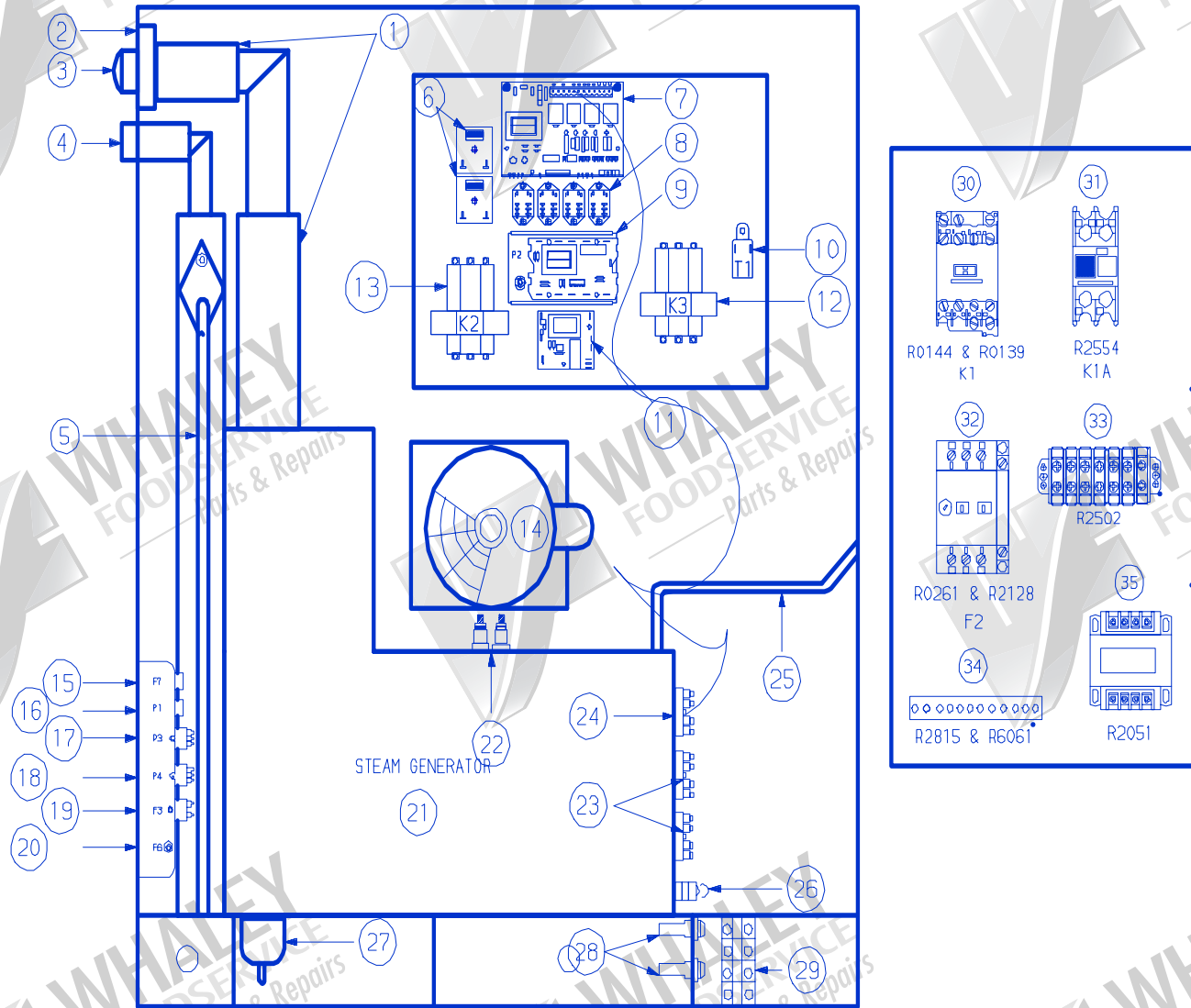
(cont.)

ITEM NO.	PART NO.	DESCRIPTION
	R2292	Washer, Door Height Adjustment (2 qty.)
4	R5798	Glass, Door 101
	R5797	Glass, Door 101S
	R2105	Gasket, Door Glass 101 (Per Foot) (14 qty.)
	R2105	Gasket, Door Glass 101S (Per Foot) (17 qty.)
5	R6313	Handle, Door (s/n's After 12/1/98)
	R6314	Screw, Door Handle
	R7833	Retrofit Kit, Door Handle (s/n's Before 12/1/98)
	R7832	Plate, Door Handle Retrofit
	R2296	Catch, Door
	R3663	Catch, Shim
	R2369	Reattachment Kit, Rivet Plate (s/n's Before 12/1/98)
	R1452	Plate, Shim (s/n's Before 12/1/98)
6	R2080	Trough, Door Drip 101
	R1409	Trough, Door Drip 101S
	R3089	Holder, Trough Door 101
	R3090	Holder, Trough Door 101S
	R1278	Rivets, Trough Holder (3 qty.)
7	R2828	Pan, Drip 101
	R2904	Pan, Drip 101S
	R0715	Stud, Drip Pan 101S
	R0391	Nutsert, Drip Pan 101S
8	R1318	Indicator Light, Green
9	R0226	Indicator Light, Clear
10	R2998	Decalcifier Inlet, Threaded
11	R3654	Handle, Drain Decalcifier
	R3155	Valve, Decalcifier w/Fittings
	R3011	Cap, Decalcifying Black
	R3012	Funnel, Decalcifier Inlet Assembly
12	R0226	Indicator Light, Clear (2 qty.)
13	R4623	Switch, Mode 4 Position
	R8515	Knob & Shaft Assembly, Mode Switch
	R3656	Knob & Shaft Assembly, Mode Switch, Square D (before 6/15/96)
14	R6407	Controller, Temperature Hot Air 150-500 Degrees P5
	R1178	Thermostat, Hot Air P5
	R6003	Probe, Temperature Hot Air
	16686	Knob, Thermostat Hot Air
15	R2666	Timer, 120 Minute
	R3942	Timer, 120 Minute 50Hz (Export Only)

ITEM NO.	PART NO.	DESCRIPTION
	16686	Knob, Timer
16	R4622	Switch, Mode Meat Probe 1 Position
17	R5242	Controller, Meat Probe (After 3/96)
	R6746	Thermostat, Meat Probe (Before 3/96)
	R6988	Suppressor Arc, Meat Probe
	R5315	Probe, Plug-in, Teflon Cable (After 7/95)
	R5317	Conversion Kit, Meat Probe (to Plug-in Type) (Before 7/95)
18	R2715	Switch, Momentary Flush/Drain
19	R5429	Hook, Hose Hanger
	R9051	Hose & Spray Nozzle 8'
	R9065	Hose & Spray Nozzle 12'
20	R7403	Control, Time & Temp
21	R7854	Control, Time & Temp

Oven Interior (Parts Not Shown)

PART NO.	DESCRIPTION
R5081	Blower Wheel, Large (HD HE s/n)
R4771	Gasket, Blower Mounting
R1028	Blower Wheel, Large (s/n HG HJ)
R3649	Element Assembly, Hot Air 208V (9 qty.)
R3650	Element Assembly, Hot Air 240V (9 qty.)
R3651	Element Assembly, Hot Air 480V (9 qty.)
R7194	Element Assembly, Hot Air 380/220V (Export Only) (9 qty.)
R3760	Filter, Grease
R1744	Baffle Assembly, Air 101
R1522	Baffle Assembly, Air 101S
R8128	Retrofit Assembly, Baffle 101
R8129	Retrofit Assembly, Baffle 101S
R1024	Rack Support Left 101S
R1112	Rack Support Right 101S
R1012	Shelf, Wire Rack SS 101 (7 qty.)
R1059	Shelf, Wire Rack SS 101S (9 qty.)



Electrical Compartment

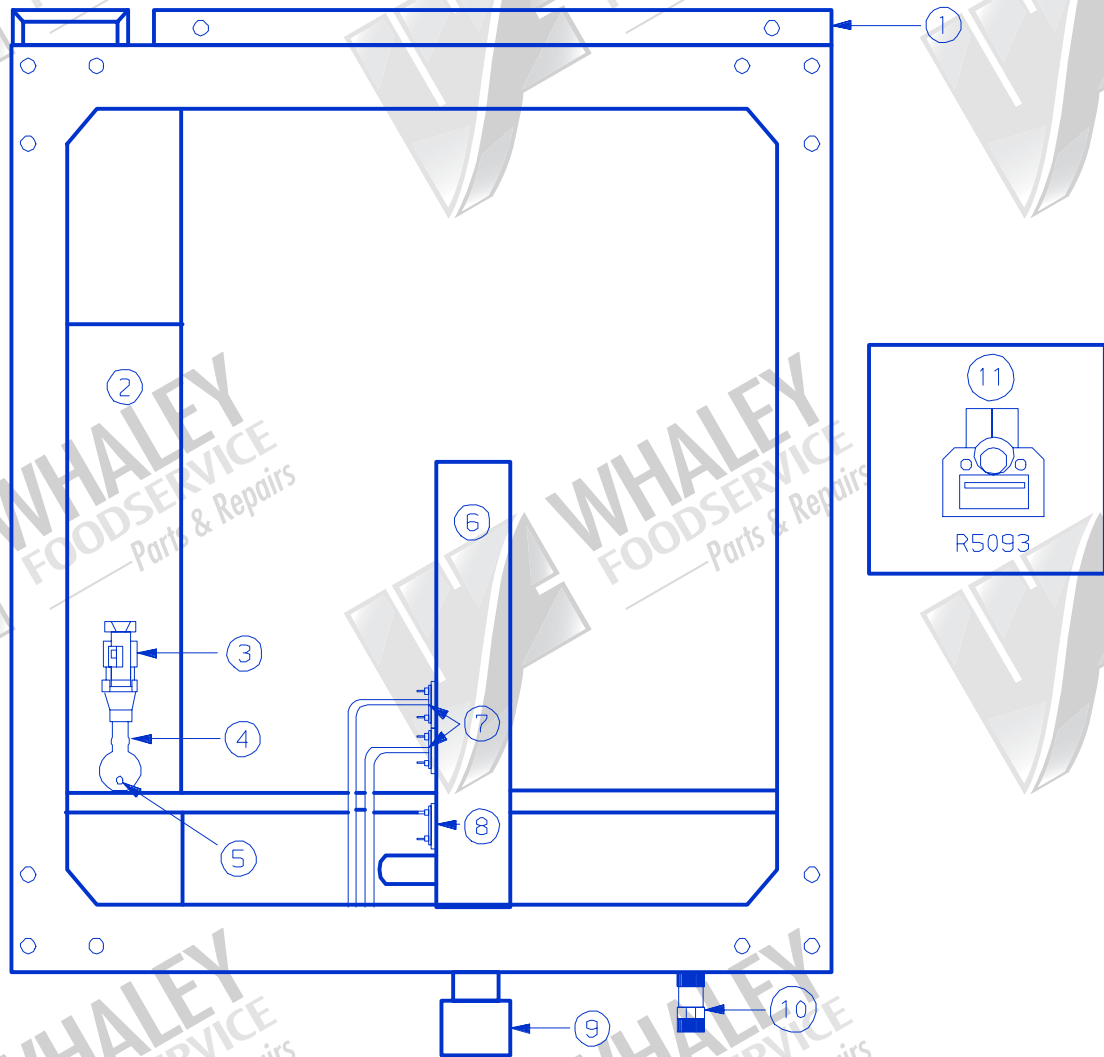
ITEM NO.	PART NO.	DESCRIPTION
1	R2814	Steam Outlet Tube 1-5/8 LP ID (Per Foot) (2 qty.)
	R0082	Clamps, Steam Outlet Tube (4 qty.)
2	23034	Axial Cooling Fan 230V
3	R4891	Overpressure Assembly, Steam
4	R2927	Hose, Vent 7/8", ID (Per foot) (2 qty.)
	R0254	Clamps, Hose Vent (2 qty.)
5	R2812	Hose, Quench Stack 3/8" ID (Per Foot) (3 qty.)
	R0080	Clamps, Quench Stack (2 qty.)
6	R5305	Timer, 2 Second Solid State (480V Only) (2 qty.)

ITEM NO.	PART NO.	DESCRIPTION
7	R6402	Timing Board 208/240V
	R8338	Timing Board Update Kit (Noise Suppressors)
8	R2792	R2792 Relays, R1 R2 R3 R4, 220/240V Ice Cube (4 qty.)
9	R1443	Thermostat, Steam Control Board P2
	R0022	Sensor, Steam Control Board
10	R9498	Buzzer, Control 240V
11	R5708	Level Control Board, 208/240V
	R5776	Conversion Kit, Water Level Control
12	R2324	Contactors, Mercury Steam, 60 Amp K3
	18836	Contactors, Mercury Steam, 30 Amp K3
	R0038	Capacitor, Suppressor K3

(cont.)

ITEM NO.	PART NO.	DESCRIPTION
13	R1530	Contact, Mercury Hot Air, 60 Amp K2
	18836	Contact, Mercury Hot Air, 30 Amp K2
	R1808	Contact, Mercury Hot Air, Auxiliary K2A
14	R5108	Motor, Oven Cavity, 115/230V 50/60hz, 1ph, 1/2hp (s/n HD HE)
	R4920	Motor, Oven Cavity, 480V, 3ph, 1/2hp (s/n HD HE)
	R3491	Seal, Copper Washer (4 qty.)
	R4244	Seal, Rotary Shaft
	R5769	Tool, Motor Installation
	R0092	Motor, Oven Cavity, 208/240V 3ph (s/n HG HJ)
	R0079	Motor, Oven Cavity, 240V 1ph (s/n HG HJ)
	R0081	Motor, Oven Cavity, 480V 3ph (s/n HG HJ)
	R3647	Motor Mounting Hardware Kit
	R2328	Packing Rope w/Plate & Seal
	R0083	Capacitor, Motor Start 6 ufd, 370V
15	R3662	Thermostat, Electrical Compartment Hi-Limit F7
16	R2801	Thermostat, Too Hot to Steam P1
17	R0118	Thermostat, Preheat Priority P3
18	R0122	Thermostat, Quench P4
19	R1573	Thermostat, Compartment H-Limit 670 Degrees F3
20	R2630	Thermostat, Boiler Hi-Limit F6 1
	R3662	Thermostat, Fan Control Snap Disc F7
	R2039	Thermostat, Fan P8 (s/n HG HJ)
21	R2473	Steam Generator, Insulated
	R2474	Insulation, Steam Generator
22	R6965	Probe Assembly, Level Sensing
	R5361	Probe Only, Level Sensing (2 qty.)
	R1491	Gasket, Probe R5361 (2 qty.)
	R3142	Probe, Level Sensing 3 Wires
23	R2768	Element Assembly, Steam 208V 3kW (2 qty.)
	R2771	Element Assembly, Steam 240V 3kW (2 qty.)
	R7187	Element Assembly, Steam 380/220V 3kW (Export Only) (2 qty.)

ITEM NO.	PART NO.	DESCRIPTION
	R2770	Element Assembly, Steam 480V 3kW (2 qty.)
24	R7180	Element Assembly, Steam w/Thermocouple 208V 3kw
	R7182	Element Assembly, Steam w/Thermocouple 240V 3kw
	R7184	Element Assembly, Steam w/Thermocouple 480V 3kw
	R7188	Element Assembly, Steam w/Thermocouple 380/220V 3kw (Export Only)
25	R2812	Hose, Decalcifier Inlet 3/8" ID (Per Foot) (2 qty.)
26	R2812	Hose, Fill 3/8", ID (Per Foot) (5 qty.)
27	R2467	Boot, Rubber Drain
	R0082	Clamp, Boot Small
	R2487	Clamp, Boot Large
	R2624	Plug, Rubber Drain Boot
28	R0032	Fuse, 3 Amp 208/240V (2 qty.)
	20163	Holder, Fuse 3 Amp (2 qty.)
	R0043	Fuse, 3 Amp 600V (s/n HG HJ) (2 qty.)
	R5755	Fuse, 5 Amp 208/240V (2 qty.)
	R5774	Fuse, 2 Amp 480V (2 qty.)
	R5773	Fuse, 1 Amp 480V (2 qty.)
	20442	Holder, All Fuses (3/2 qty.)
29	R1586	Terminal Block, Power (3/2 qty.)
30	R0144	Contact, Motor 208V K1
	R0139	Contact, Motor 240V K1
31	R2554	Contact Block, Auxiliary K1A
32	R0261	Motor Protector, K-PKZM 208/240V F2
	R2128	Motor Protector, K-PKZM 480V F2
33	R2502	Terminal Block, 24 Position
34	R2815	Pin Connector, 10 Pin
	R6061	Pin Connector, 12 Pin
35	R2051	Transformer, 480V Only
	R8651	Hose, Steam Transfer 7/8" ID (Green) (Per Foot) (2 qty.)



Plumbing Components

ITEM NO.	PART NO.	DESCRIPTION
1	R2828	Pan Assembly, Drip 101
	R2904	Pan Assembly, Drip 101S
2	R2473	Steam Generator Insulated
3	R2726	Pump, Drain
	R6870	O-Ring, Drain Pump
4	R2467	Boot, Rubber Drain
	R0082	Clamp, Small Drain Boot
	R2487	Clamp, Large Drain Boot
5	R2624	Plug, Rubber Drain Boot
6	R7397	Quench Assembly
7	R3643	Quench Spray Nozzle Assembly (2 qty.)

ITEM NO.	PART NO.	DESCRIPTION
	R3755	Gasket, Quench Spray Nozzle
8	R3755	Gasket, Quench Thermostat P4
	R5414	Grommet, Quench Thermostat P4
9	R2202	Drain Manifold Connecting Boot
	R2207	Clamp, Drain Boot (2 qty.)
	R2868	Gasket, Drain
	R9064	Vent Kit
10	R1036	Pressure Regulator
11	R5093	Solenoid Valve, Triple 208/240V
	R5077	Valve Body, Solenoid Triple
	R5075	Coil, Solenoid Valve Triple (3 qty.)
	R5071	Fitting, Barbed (3 qty.)